

Lumen Vietnam Fund UCITS

Fascination & Diversification

Fund Insights

March 2026



Lumen Vietnam Fund - Investor Friendly Key Terms

Investment Universe

Achieve long-term capital appreciation by investing in listed companies in Vietnam. The investment selection process screens for under-valued companies with high growth potential. The core part of the portfolio consist of small to medium size listed companies with attractive growth drivers and tactical allocation to undervalued large caps.

Investment Style

Actively managed, long-only with ESG and sustainable factors integration
Opportunistic, event - driven and special situation approach and momentum

Fund

- Launched on 2 March 2012, first UCITS Fund worldwide
- Daily liquidity
- EU-SFDR Art. 8 compliant
- AUM of more than USD 440 Mio.
- The EUR and CHF tranches are hedged against the USD in a 3-months swap

Markets

We invest in

- Improving macroeconomic / demographic trends
- Industries and companies that are overlooked and undervalued
- Focus on Vietnamese small and midcaps with tactical allocation into large caps

Research

Key Characteristics

- Local research team with strong fundamental research and modelling
- Long term undervalued entry levels and fair value exit targets
- Active portfolio management & trading combined with technical analysis

Investment Philosophy - GARP Growth at a Reasonable Price



Stock Selection

- ✓ **Sector leaders** with clear competitive advantage
- ✓ **Strong balance sheet** and free cash flow generation
- ✓ **Above average EPS growth** confirmed by proprietary investment model
- ✓ **Best management teams** compared to sector peers
- ✓ **Sound ESG practices** with room to engage and improve



Portfolio Construction

- ✓ Opportunistic growth sectors and undervalued stocks
- ✓ 30-40 stocks
- ✓ 3-5 years horizon

Proven Investment Process

- ✓ Combination of Top-Down and Bottom-Up Research
- ✓ Disciplined application of financial valuation models

Portfolio Management

- ✓ Active Trading
- ✓ Use of Chart & Market Technical
- ✓ Strict Profit taking and Stop Loss Discipline



Risk Management

UCITS Risk limits

- ✓ max. 10% per issuer
- ✓ max. 30% per sector

Active Risk Management

- ✓ Daily Liquidity-monitoring
- ✓ Pre- and Post-Trade Controlling
- ✓ Positioning Sizing

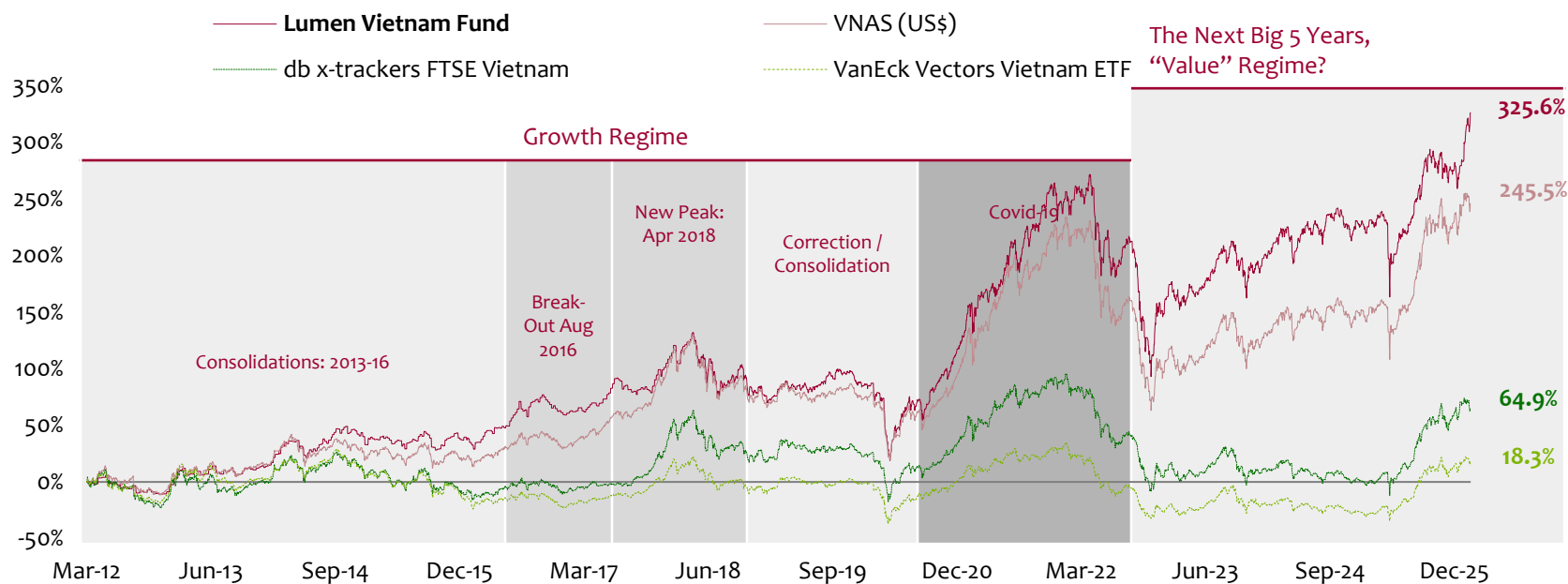
Lumen Vietnam Fund - Outstanding Long-term Performance

Attractive performance over the long term, since March 2012 (in %, USD Retail Tranche)

Year	Jan	Feb	Mar	Apr	May	Jun	Jul	Aug	Sep	Oct	Nov	Dec	YTD
2026	11.19	0.98	-6.80										4.65
2025	1.14	0.65	-1.86	-7.94	6.23	4.21	5.87	10.22	-3.09	0.37	-0.94	2.14	16.92
2024	1.84	4.94	2.29	-6.57	5.28	-0.49	1.55	4.03	1.58	-3.98	-0.82	0.68	10.10
2023	11.41	-8.43	5.66	-0.08	2.34	3.84	7.66	0.60	-4.10	-11.09	9.11	3.86	19.79
2022	-0.25	1.70	2.91	-10.00	-4.22	-7.86	2.65	4.92	-14.19	-15.26	5.70	3.38	-29.04
2021	2.82	9.53	0.42	2.03	7.45	6.86	-1.00	4.70	2.26	8.09	-0.54	-0.90	49.61
2020	-5.49	-2.40	-30.54	24.68	10.71	-0.74	-4.50	16.00	5.30	1.65	10.54	9.47	25.95
2019	0.20	3.07	0.73	0.87	-1.74	1.34	2.10	3.11	2.18	-0.86	-4.50	-0.95	5.42
2018	7.64	-0.87	3.32	-7.75	-8.07	-1.04	-1.16	3.45	4.89	-10.16	-2.26	-1.28	-13.99
2017	0.94	0.49	4.17	-0.18	4.48	8.27	-3.69	-2.98	2.25	-1.37	7.62	5.31	27.46
2016	-2.91	4.26	2.98	1.87	1.41	7.89	1.48	4.47	3.46	-4.77	-3.60	-1.03	15.78
2015	-0.53	0.60	-3.39	1.98	-1.23	0.99	4.95	-8.68	1.57	5.52	-0.73	-0.04	0.22
2014	8.50	8.64	0.41	-2.96	-2.51	1.17	4.53	5.91	1.57	0.16	-3.85	-1.56	20.75
2013	7.91	8.27	-4.34	-0.71	4.57	-2.52	0.21	-3.10	4.47	1.27	2.02	1.00	19.74
2012			-1.77	5.87	-4.97	-1.36	-2.22	-5.42	0.79	0.35	-2.19	7.34	-4.26

Lumen Vietnam Fund - The Value Added of Active Investment

Lumen Vietnam Fund outperformed investable ETF's and comparison Index Vietnam All Share TR Index since inception



- Vietnam market is set for "The Next Big 6 Years": A unique "Goldilocks" moment with balanced growth and stability.
- Sustainable value & high growth potential: Proven strategy with consistent outperformance.
- Best-performing UCITS fund: Top performance in the last 5 years **with CAGR of +12.1%**.
- **CAGR since inception: +11.0%** - Outstanding returns compared to ETFs.

Lumen Vietnam Fund - Diversification Benefits For Your Portfolio

Lumen Vietnam shows low correlation to MSCI Emerging Markets, MSCI World, S&P and EURO STOXX Indices increasing diversification benefits for investors portfolio.

	LVF	VNAS	MSCI EM	MSCI FM	MSCI World	S&P	EURO STOXX	SHCOMP	SENSEX	KOSPI	NIKKEI	TOPIX
LVF		0.92	0.36	0.57	0.34	0.31	0.29	0.24	0.26	0.31	0.31	0.30
VNAS	0.92		0.34	0.58	0.34	0.31	0.28	0.23	0.22	0.30	0.31	0.30
MSCI EM	0.36	0.34		0.53	0.72	0.63	0.70	0.51	0.65	0.82	0.65	0.61
MSCI FM	0.57	0.58	0.53		0.54	0.47	0.55	0.28	0.38	0.46	0.48	0.47
MSCI World	0.34	0.34	0.72	0.54		0.97	0.84	0.30	0.56	0.69	0.70	0.67
S&P	0.31	0.31	0.63	0.47	0.97		0.73	0.26	0.50	0.61	0.61	0.56
EURO STOXX	0.29	0.28	0.70	0.55	0.84	0.73		0.30	0.56	0.65	0.62	0.62
SHCOMP	0.24	0.23	0.51	0.28	0.30	0.26	0.30		0.19	0.35	0.28	0.26
SENSEX	0.26	0.22	0.65	0.38	0.56	0.50	0.56	0.19		0.53	0.46	0.44
KOSPI	0.31	0.30	0.82	0.46	0.69	0.61	0.65	0.35	0.53		0.66	0.60
NIKKEI	0.31	0.31	0.65	0.48	0.70	0.61	0.62	0.28	0.46	0.66		0.95
TOPIX	0.30	0.30	0.61	0.47	0.67	0.56	0.62	0.26	0.44	0.60	0.95	

Lumen Vietnam Fund Timing, Timing, Timing

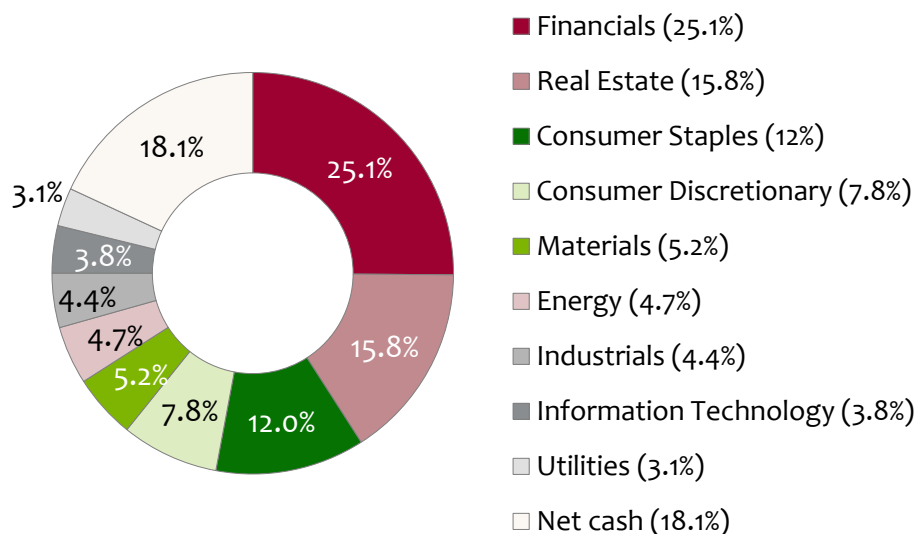
The nature of an Emerging Market, Frontier Market Opportunity : Higher return potential with higher risk.

Period	Total Performance
Since inception March 2012 – 27 February 2026	329.8%
April 2020 – 27 February 2026	261.3%
November 2022 – 27 February 2026	89.2%
November 2023 – 27 February 2026	63.8%
18 April 2025 – 27 February 2026	46.1%

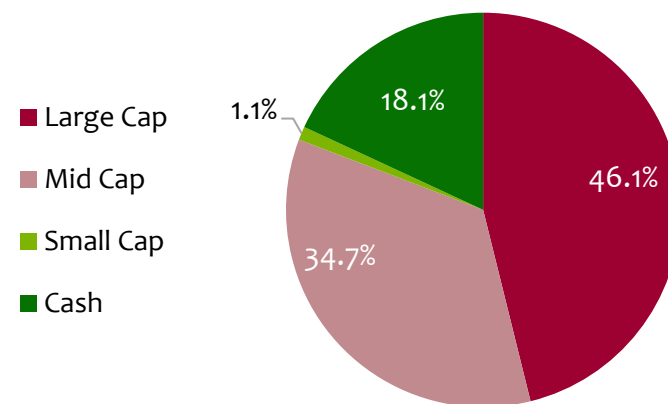
Lumen Vietnam - Portfolio Positioning

Lumen Vietnam Fund portfolio construction is based on healthy company fundamentals and strong earnings outlook

Portfolio Sector Allocation



Strategic Allocation into Small/Mid-Caps*



- ❑ Active Sector Rotation and Rebalancing depending on market cycle and valuations
- ❑ Within our portfolio companies, exports account for an average of only 10% of total sales, with exports to the U.S. comprising just 1.5%.
- ❑ Tactical and opportunistic allocation to large caps at reasonable valuations
- ❑ Focus on outstanding business performance with strong leadership position projected over 2-3 years

Lumen Vietnam - Opportunity Drivers for 2026 and Beyond

Opportunity Driver 1: Strong Macro Fundamentals and Valuations relative to its Asian-Peers

Vietnam presents an attractive investment case with strong macro fundamentals and reasonable stock market valuations. Compared to other Asian markets and global peers, Vietnam offers higher growth potential, supported by the strongest FDI inflows in the region and the fastest export growth, while still maintaining low government debt and manageable inflation. We expect this valuation gap to narrow over time, driving Vietnam's market outperformance.

Opportunity Driver 2: Shaping Vietnam's Growth: From Infrastructure to Integration

From 2025 onward, Vietnam is entering a new high-growth phase driven by accelerated public investment, major infrastructure upgrades, rising domestic consumption, and the rapid expansion of local enterprises. As a result, Vietnam is expected to enter not only a period of robust economic growth, but also a transformative stage - creating a more attractive investment environment, offering a higher quality of life, and positioning itself not just as a leading regional manufacturing base but also as an emerging financial center.

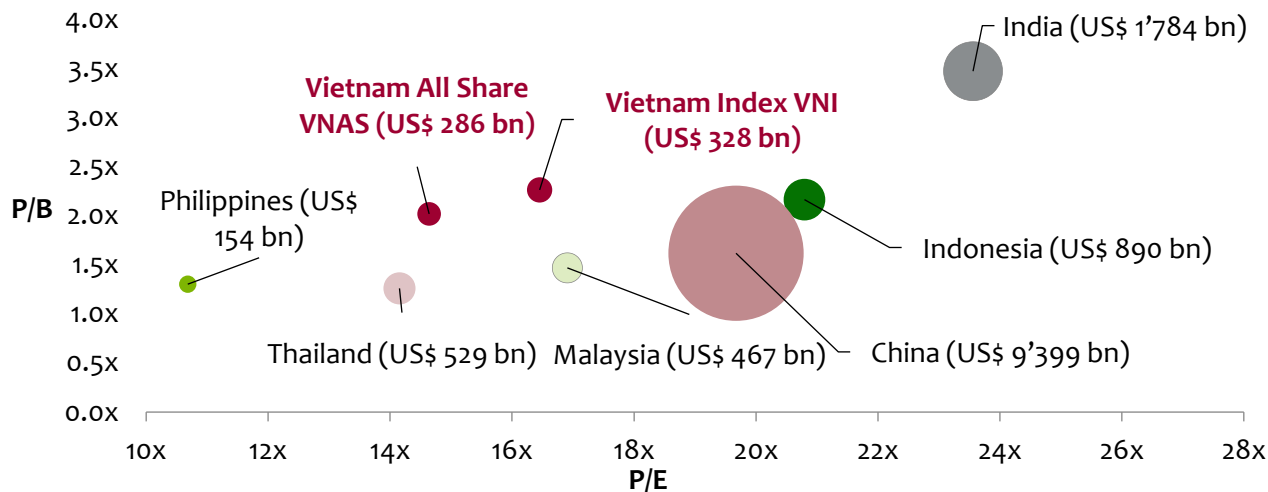
With a stronger legal framework, a more efficient government apparatus, and ample capital resources, the country is poised to become a major construction site for strategic, modern, and large-scale infrastructure projects. Public investment will not only spearhead economic growth over the next five years but will also play a pivotal role in laying the foundation for long-term, sustainable development. As modern and well-synchronized infrastructure comes online, Vietnam will be able to resolve key structural bottlenecks in transportation, reduce logistics costs, and expand high-quality production and residential hubs.

Opportunity Driver 3: Emerging Markets Status Upgrade

Vietnam was officially upgraded by FTSE Russell to Secondary Emerging Market status on October 8, 2025, marking a major milestone in the country's capital market reform and paving the way toward eventual inclusion in the MSCI Emerging Markets Index. The upgrade reflects Vietnam's progress in market accessibility, trading infrastructure, and settlement reforms. While foreign investors had largely anticipated the move, the official confirmation is expected to strengthen market confidence and draw renewed attention from global funds.

Closing the Valuation Discount vs. Asian Peers

Vietnam's Equity Market Is Trading at Discounts to ASEAN Peers



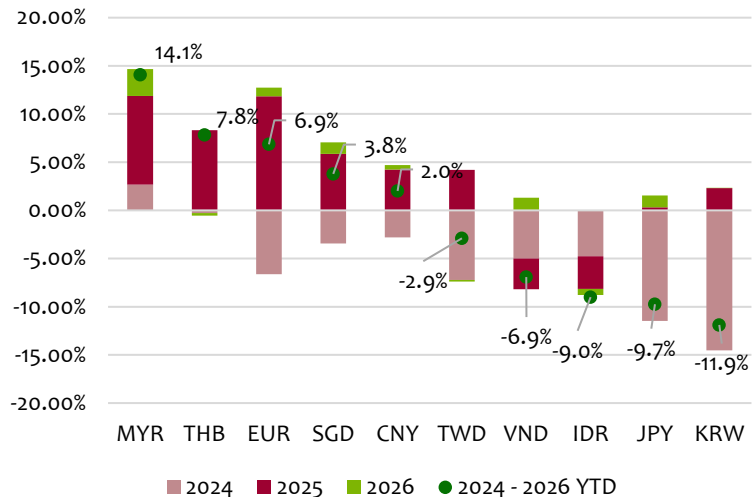
Country	2025E EPS Growth	3Y CAGR EPS
Indonesia	32%	5%
Vietnam	28%	17%
China	21%	4%
Thailand	15%	3%
Philippines	13%	8%
India	5%	12%
Malaysia	-3%	4%
Singapore	-5%	6%

Vietnam Market Valuation at 5Y Average – Upside Re-rating Is Justified

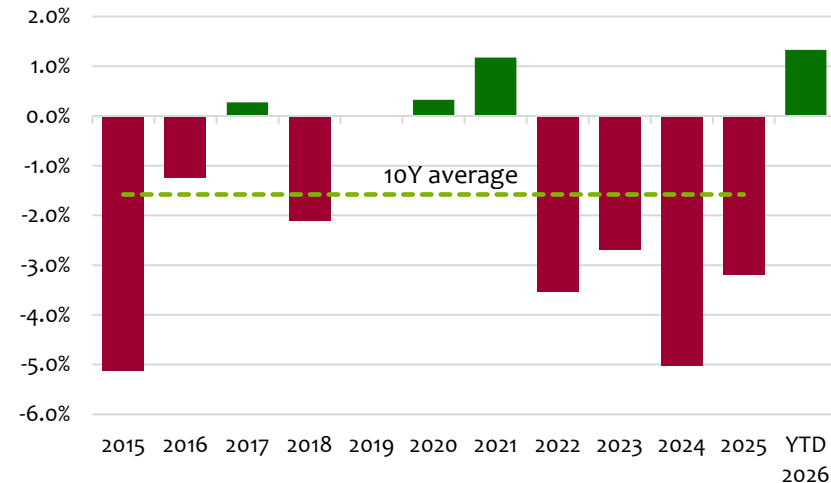


High Currency Reserves and Flexible Currency Management

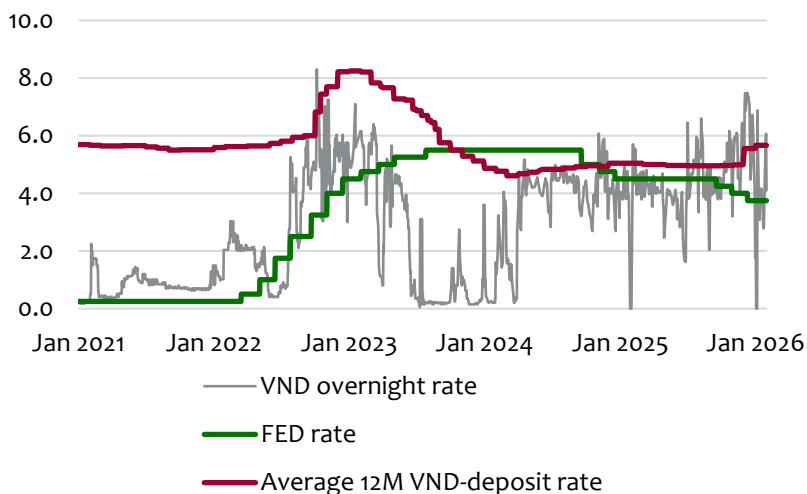
VND remains stable vs. USD (*)



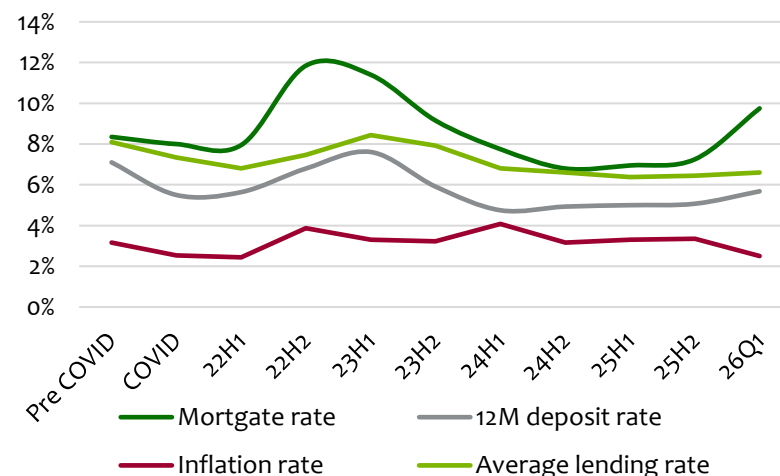
VND yearly performance against USD



Vietnam vs. US Interest Rate Trends

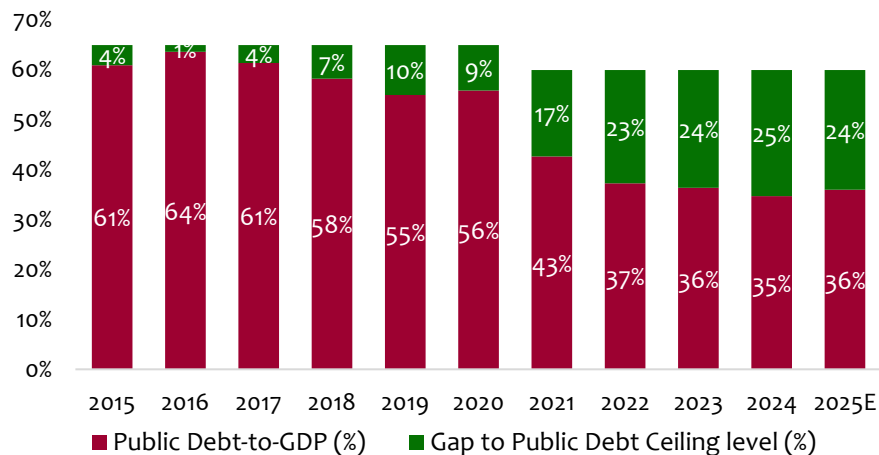


Interest Rates Rise While Inflation Remain Low

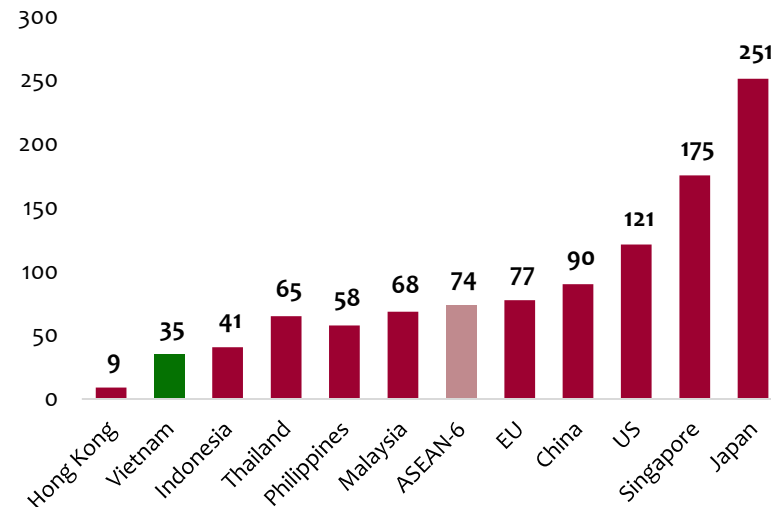


Low Public Indebtness Provides Ample Room for Public Investments

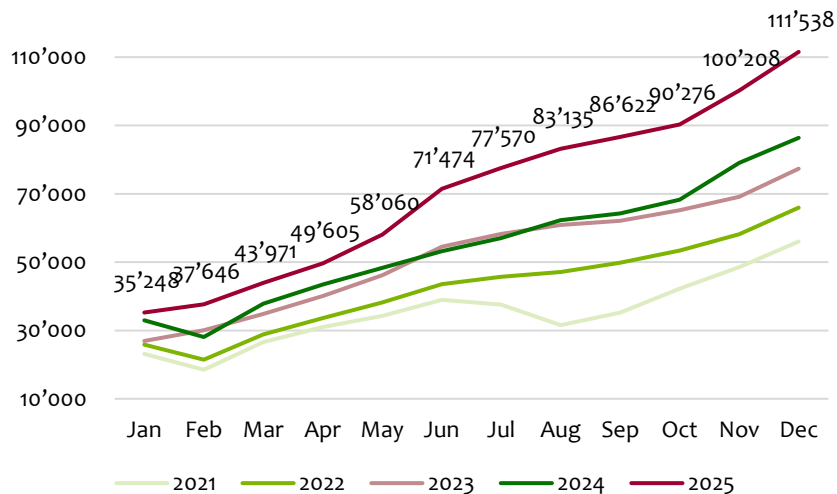
Vietnam's public debt-to-GDP (%)



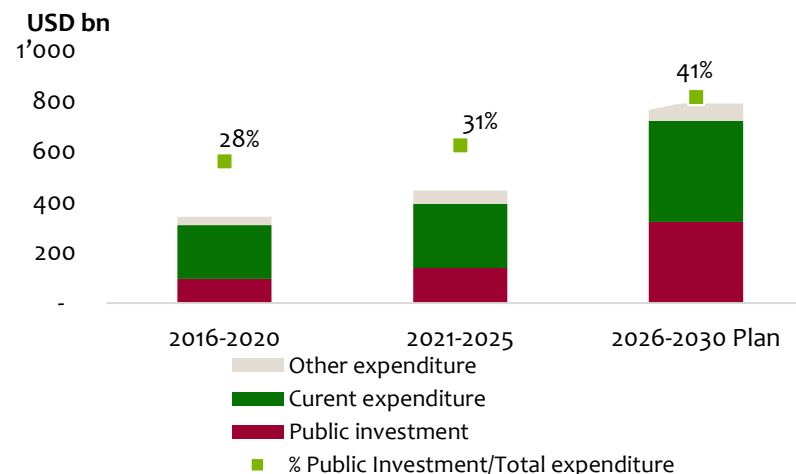
Public debt-to-GDP in 2024 (%)



Vietnam Public Investment Disbursement (Monthly, VND bn)



Lower Current Expenditure, Higher Public Investment

















Source: Ministry of Finance, General Statistics Office of Vietnam, International Monetary Fund, and VNHAM












Multiple Foreign Trade Agreements in Effect To Diversify the FDI Partners



Comprehensive Strategic Partnership

 China 2008	 South Korea 2022	 Japan 2023	 Australia 2024	 New Zealand 2025	 Russia 2012	 USA 2023
 India 2016	 Malaysia 2024	 Indonesia 2025	 Singapore 2025	 Thailand 2025	 France 2024	 UK 2025

Strategic Partnership

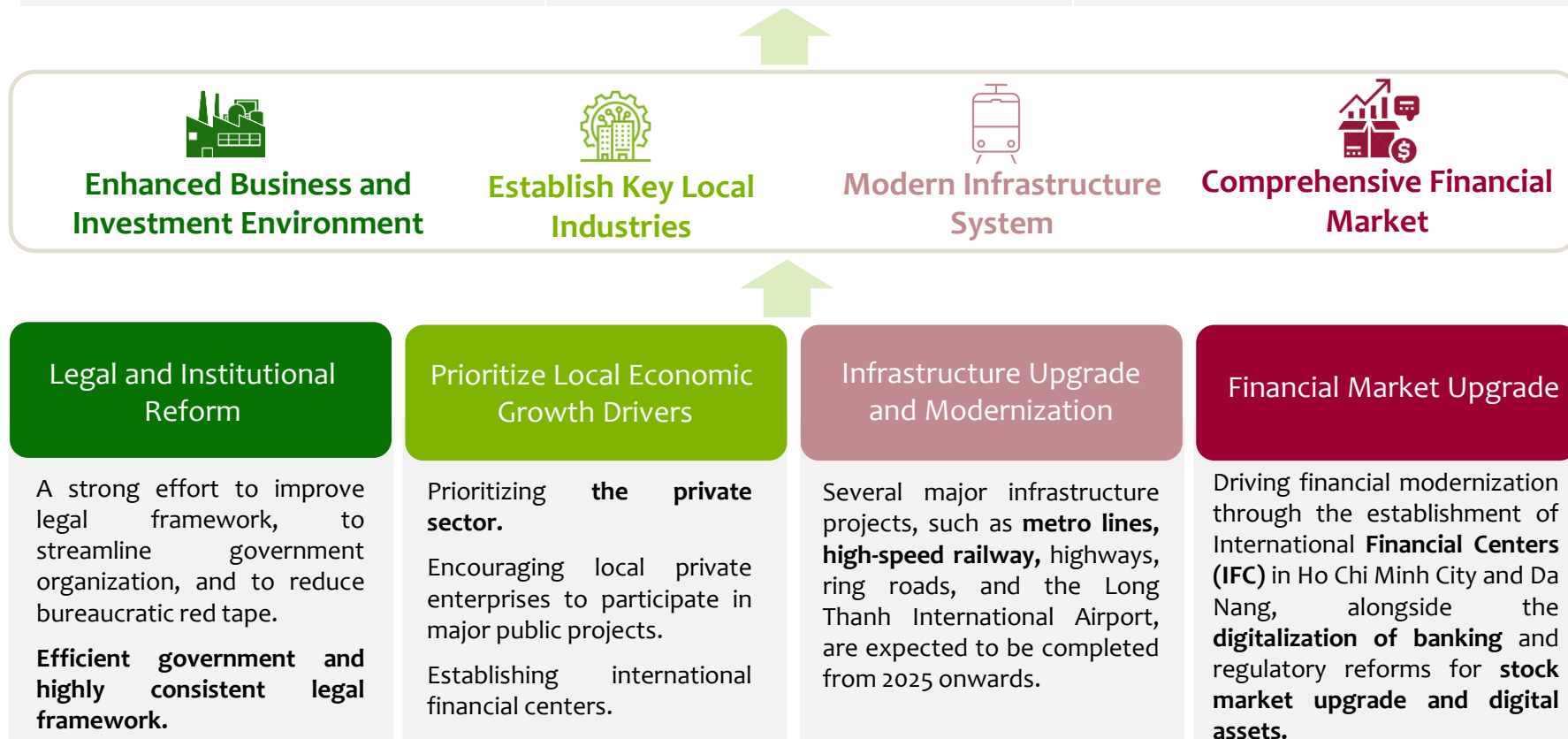
 Spain 2009	 Germany 2011	 Italy 2013	 Philippines 2015	 Brazil 2024	
 Czech Republic 2025	 Belarus 2025	 Finland 2025	 Bulgaria 2025	 Kazakhstan 2025	 Azerbaijan 2025

Comprehensive Partnership

 South Africa 2004	 Chile 2007	 Venezuela 2007	 Ukraine 2011	 Denmark 2013	 Hungary 2018
 Canada 2017	 Argentina 2010	 UAE 2024	 Egypt 2025	 Netherlands 2019	 Switzerland 2025

Shaping Vietnam's Long-term Growth

Indicator	Current (est. for 2025)	2026 - 2030 Gov. Target
GDP Growth Rate	7.9%	10% on average
GDP per capita (USD)	5,000	8,500 by 2030
Digital economy's Share in GDP	7.6%	30% by 2030



Improvement of Key Infrastructure Scaling the Economy

AIRPORTS

- ✓ **Long Thanh International Airport**
- ✓ **Terminal expansion at major airports**
Addressing the **overcapacity** issues.
Facilitate **travel** for local and international passengers

RAILWAYS

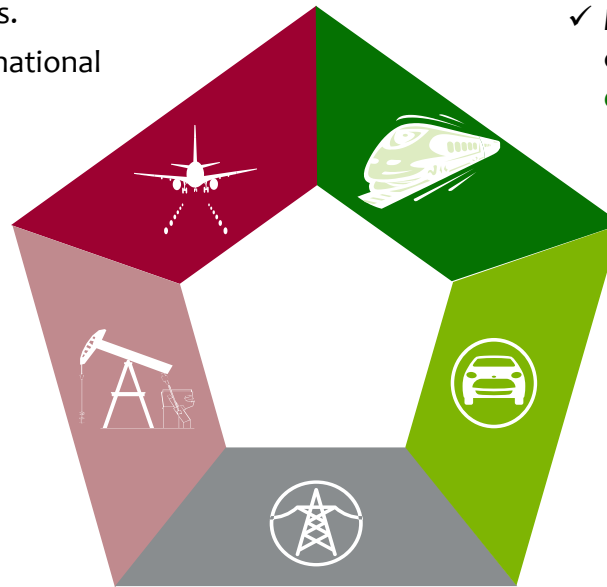
- ✓ **North-South high-speed railway**
Time and cost saving for the economy
- ✓ **MRT expansion:** Solving traffic congestion, **expand living and development areas** of Hanoi and HCMC

PORTS

- ✓ **Expanding Deep-sea port network**
Solving **increasing demand, optimizing logistic costs** and time management
Encouraging **international trade** and trans-shipment cargo
Multiple pipeline projects from north to south: **Lach Huyen, Gemalink, Can Gio, Cai Mep Ha, Lien Chieu**

EXPRESSWAYS

- ✓ Increase from 3,000 km in 2025 to 5,000 km in 2030
- ✓ 2050: 9,000 km



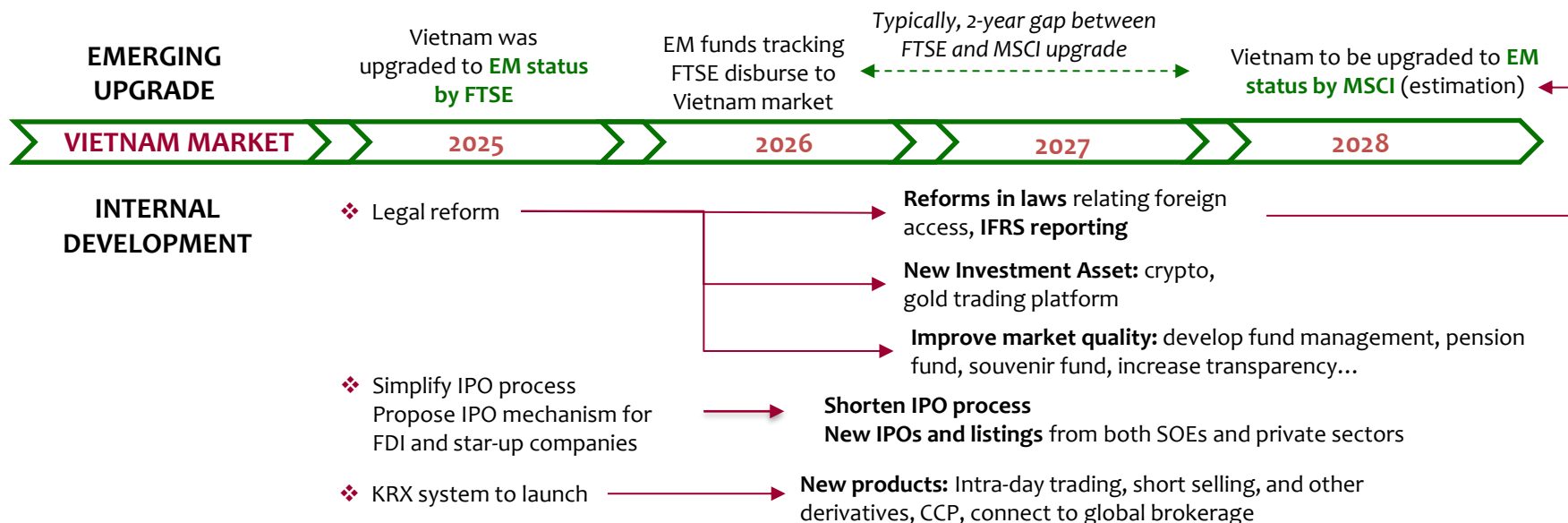
ENERGY

- ✓ **Enhancing power capacity by 50% to 158GW**
Supporting **manufacturing** activities
Energy resource for AI and Data Center
- ✓ **Expanding transmission line**
Increasing **stabilities of enery** in all areas
Reducing energy costs

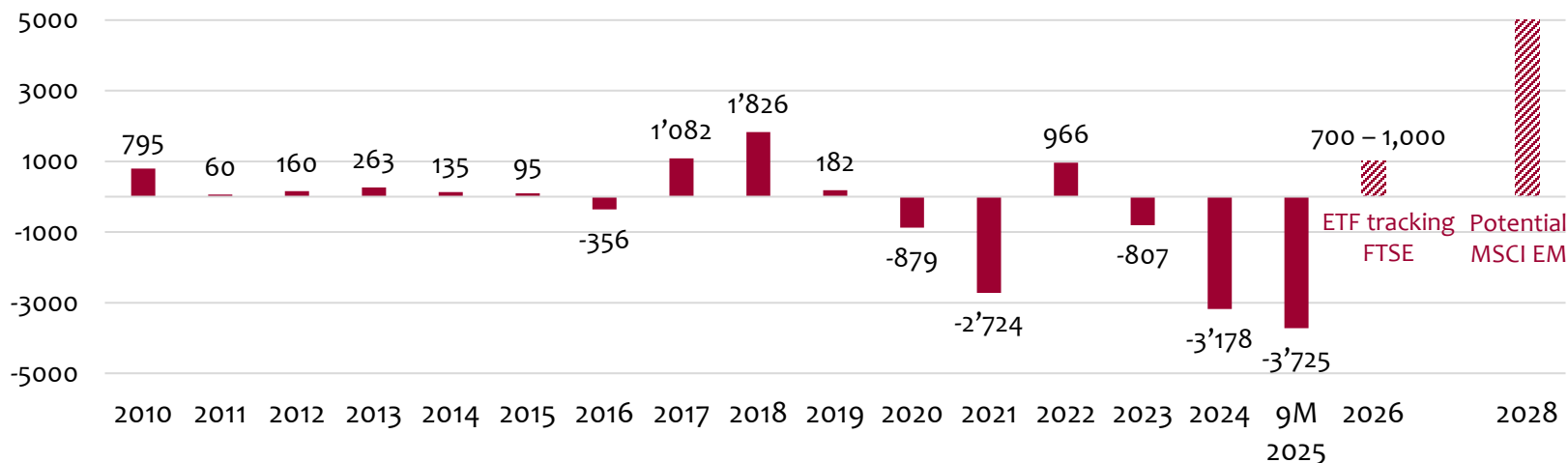
Opportunity Driver 3 - Upgrade of Vietnam to EM Status Offers Unique Opportunities

- On October 8, 2025, FTSE Russell officially upgraded Vietnam to Secondary Emerging Market (EM) status, marking a major milestone in the country's market reform journey. Official inclusion will take effect from the 21 September 2026.
- MSCI upgrade remains the next milestone (expected in 2027–2028). Upon MSCI reclassification, Vietnam's weight in the MSCI Asia Index could reach 4–6%, attracting substantial passive inflows.
- On May 5, 2025, Vietnam successfully launched the Korean Stock Exchange (KRX) trading system, enhancing transparency, foreign access, and settlement efficiency.
- Daily market liquidity of Vietnam stock market is already higher than several Emerging Markets. The high liquidity - previously dominated by domestic investors - is expected to further expand as passive EM funds rebalance ahead of the 2026 inclusion
- Daily market liquidity is expected to increase to USD 2bn USD in the next 24 months.
- Example: When Saudi Arabia and Kuwait were upgraded, a market rally occurred with 20 – 30% capital gains.

Equity Market - Market Upgrade to FTSE EM and MSCI EM timeline

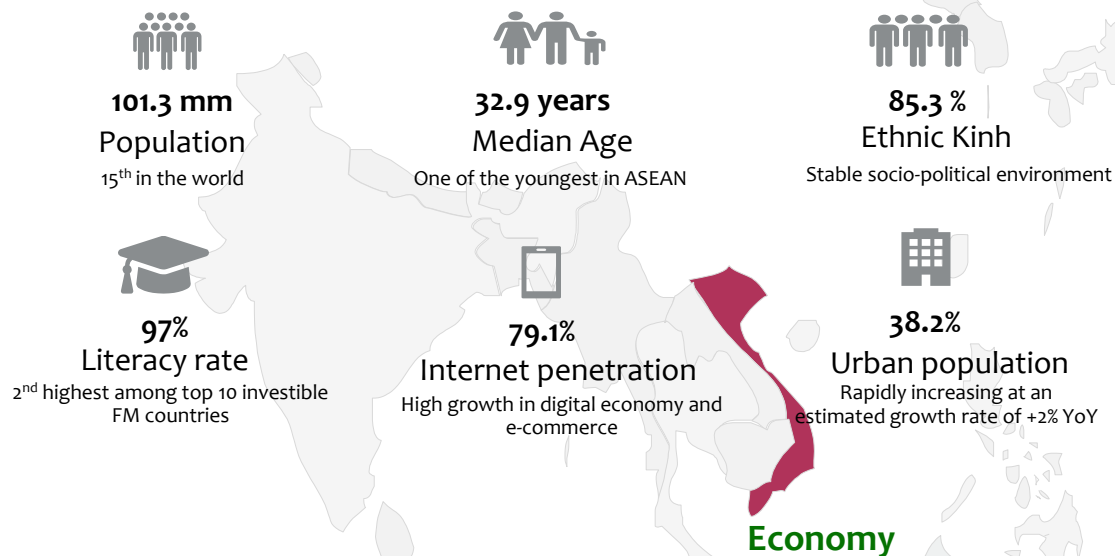


Potential foreign inflow from being Emerging Market (USD mn)

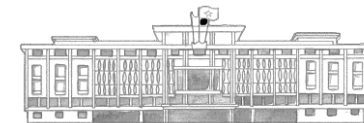


Vietnam - The Rising Dragon

Demographics

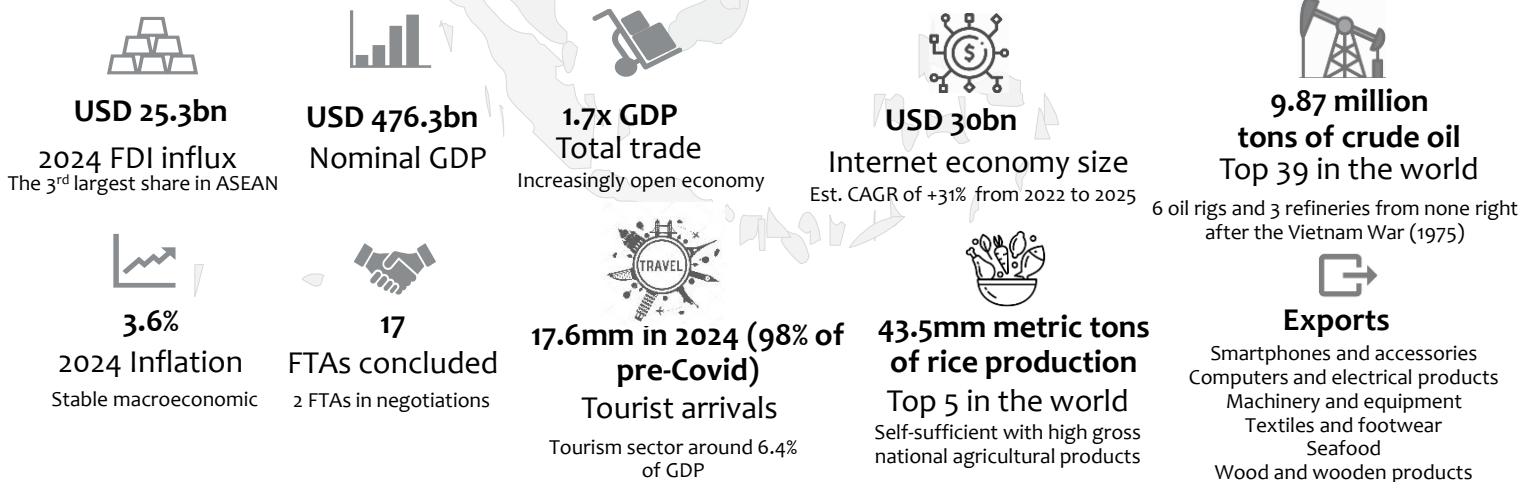


Politics



One-party system
The Communist Party of Vietnam
Broad support for legitimized one-party system since the Liberation of Saigon (Ho Chi Minh city now) in April 1975

Economy



AQUIS Capital

Tödistrasse 63, 8002 Zurich, Switzerland

Tel: +41 44 521 66 50

Son Nguyen

nguyen@aqis-capital.com



Disclaimer

This document was produced by AQUIS Capital AG, for information purposes only. It should not be construed as an offer, but merely as an invitation for the recipient to tender on an exclusive basis. It does not constitute an offer or a solicitation to conclude a financial transaction. Past investment performance is no indication of future earnings. The securities, financial instruments, and transactions listed may be replaced at any time. AQUIS Capital AG provides no guarantee regarding its reliability and completeness, and cannot accept any liability for losses that might arise from its use. Components of this product may contain a certain degree of complexity and a high level of risk. This product is intended only for investors who understand and accept the associated risks. Investments in foreign currencies are subject to exchange rate fluctuations. Investments in emerging markets are subject to certain special risks. Before selecting this product, investors should determine its suitability with regard to their particular circumstances and independently examine the special risks (maximum loss, currency risk, etc.) and the legal, regulatory, credit, tax, and accounting consequences. Neither this document nor any copy thereof may be sent to or taken into the United States or distributed in the United States or to any US persons. The same applies in any other jurisdiction except where compliant with the applicable laws. This document may not be reproduced in part or in full without the written consent of AQUIS Capital AG nor VietNam Holding Asset Management Ltd.