

# Lumen Vietnam Fund -USD-R-

ISIN LI0148578169

**Current data** (at 03.02.2026)

Current NAV	USD 429.86
Fund volume	USD 459'902'290.95
Fund volume of unit class	USD 126'780'904.97

**Management company**  
 IFM Independent Fund Management AG  
 FL-9494 Schaan  
 info@ifm.li  
 www.ifm.li

**Asset manager**  
 AQUIS Capital AG  
 CH-8002 Zürich  
 ir@aquis-capital.com  
 www.aquis-capital.com

**Depository**  
 Neue Bank AG  
 FL-9490 Vaduz  
 www.neuebank.li

**Auditors**  
 Ernst & Young AG  
 CH-3008 Bern  
 www.ey.com

**Supervisory authority**  
 FMA Finanzmarktaufsicht Liechtenstein  
 FL-9490 Vaduz  
 www.fma-li.li


see webpage (<https://www.ifm.li/Glossary>)  
 see legal advisory page 4

## ESG-Fundrating

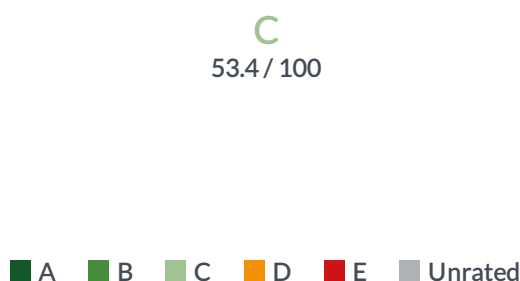
Fund-Score (Weighted Average ESG Score)	53.4 / 100
Fund-Rating	C
Rating significance (max.100)	100
Unrated	0

## WaVeritas Rating

www.waveritas.com



## ESG Rating Distribution of Fund Holdings

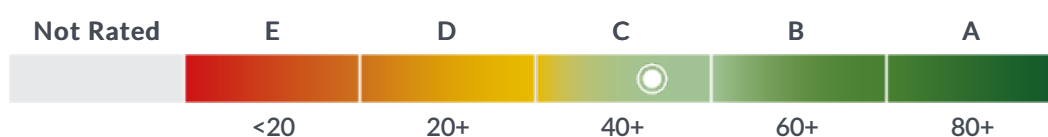


Rating	in %
A	1.86
B	30.4
C	56.02
D	11.72
E	0
Unrated	0
<b>Total</b>	<b>100.00</b>

## ESG Topic Performance



## Rating Scale (0 = lowest value / 100 = highest value)



## Fundportrait

<b>Fund name</b>	Lumen Vietnam Fund - USD-R-
<b>Unit class</b>	-USD-R-
<b>Accounting currency of the (sub-) fund</b>	USD
<b>Reference currency of the unit class</b>	USD
<b>Legal form</b>	unit trust
<b>Fund type</b>	UCITS
<b>Close of accounting year</b>	31.12
<b>Launch date</b>	02.03.2012
<b>Initial issue price</b>	USD 100.00
<b>Use of proceeds</b>	reinvested

## Key figures

<b>ISIN</b>	LI0148578169
<b>Security number</b>	14857816
<b>Bloomberg</b>	LUMENVN LE
<b>WKN</b>	A1J057

## Category

<b>Investment category</b>	Shares
<b>Investment universe</b>	Vietnam
<b>Focus</b>	ESG
<b>SFDR Classification</b>	Article 8

## Fund charges

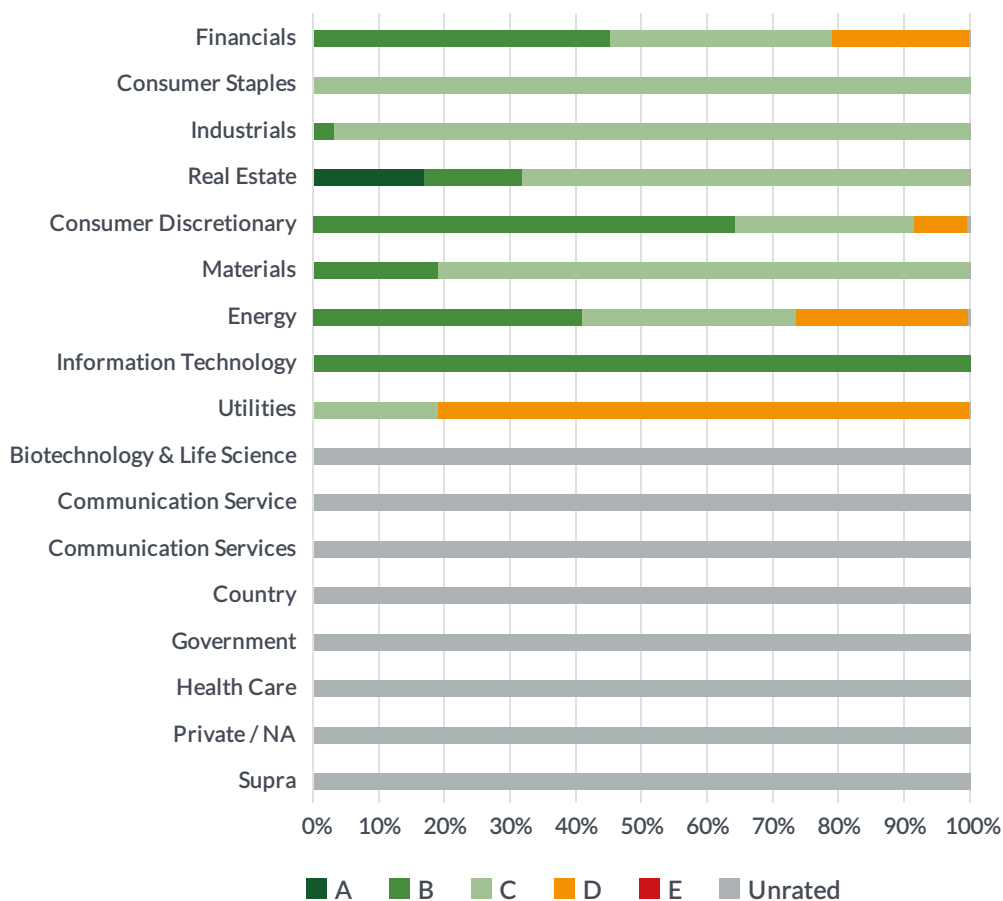
<b>Issue premium</b>	max. 3%
<b>Redemption charge</b>	0%
<b>Redemption charge credited to the fund's assets</b>	0%
<b>Management fee</b>	max. 2%
<b>Performance fee</b>	none
<b>OGC/ TER 1</b>	2.52%
<b>OGC/TER at</b>	30.06.2025

## Breakdown by sector and ESG ratings

Sector	No.	WGT in %	A	B	C	D	E	NR
Financials	13	31.11	0.00	14.07	10.55	6.48	0.00	0.00
Consumer Staples	4	14.70	0.00	0.00	14.70	0.00	0.00	0.00
Industrials	5	12.42	0.00	0.40	12.02	0.00	0.00	0.00
Real Estate	6	10.98	1.86	1.65	7.47	0.00	0.00	0.00
Consumer Discretionary	3	9.30	0.00	5.98	2.56	0.76	0.00	0.00
Materials	2	7.69	0.00	1.47	6.22	0.00	0.00	0.00
Energy	4	5.48	0.00	2.26	1.79	1.43	0.00	0.00
Information Technology	1	4.57	0.00	4.57	0.00	0.00	0.00	0.00
Utilities	2	3.76	0.00	0.00	0.72	3.04	0.00	0.00
Biotechnology & Life Science	0	0.00	0.00	0.00	0.00	0.00	0.00	0.00
Communication Service	0	0.00	0.00	0.00	0.00	0.00	0.00	0.00
Communication Services	0	0.00	0.00	0.00	0.00	0.00	0.00	0.00
Country	0	0.00	0.00	0.00	0.00	0.00	0.00	0.00
Government	0	0.00	0.00	0.00	0.00	0.00	0.00	0.00
Health Care	0	0.00	0.00	0.00	0.00	0.00	0.00	0.00
Private / NA	0	0.00	0.00	0.00	0.00	0.00	0.00	0.00
Supra	0	0.00	0.00	0.00	0.00	0.00	0.00	0.00
<b>Total</b>	<b>40</b>	<b>100.00</b>	<b>1.86</b>	<b>30.40</b>	<b>56.02</b>	<b>11.72</b>	<b>0.00</b>	<b>0.00</b>

Weighted Average ESG Rating (ex Cash)  
NR = Not Rated

## ESG Sector Stacked Barchart



## Distribution

**Distribution to private investors** LI, DE, AT, CH, BE, NL

**Distribution to professional investors** LI, DE, AT, CH, SG, BE, NL

**Sales restrictions** USA

## Switzerland representative

LLB Swiss Investment AG  
CH-8001 Zürich  
www.llbsswiss.ch

## Switzerland paying agent

Helvetische Bank AG  
CH-8008 Zürich  
info@nhb.ch  
www.helvetischebank.ch

## Facility agent Germany

IFM Independent Fund Management AG  
FL-9494 Schaan  
info@ifm.li  
www.ifm.li

## Contact and information agent Austria

Erste Bank der österreichischen Sparkassen AG  
AT-1100 Wien  
foreignfonds0540@erstebank.at  
www.sparkasse.at

## Top 5-ESG-Positions (by ESG PCTL)

Name of position	Sector	ESG Rating	WGT in %	ESG PCTL
Vinhomes	Real Estate	A	1.86	0.8327
Saigon Thuong Tin CJSBank	Financials	B	4.22	0.7930
Nam Long	Real Estate	B	1.65	0.7755
Mobile World	Consumer Discretionary	B	5.98	0.7613
Baoviet Holdings	Financials	B	5.62	0.7581

## Bottom 5-ESG-Positions (by ESG PCTL)

Name of position	Sector	ESG Rating	WGT in %	ESG PCTL
Power Construction	Industrials	B	0.40	0.6644
PetroVietnam Technical Services Rg	Energy	D	1.43	0.2000
Asia Commercial Joint Stock Bank	Financials	D	1.60	0.2075
Petrovietnam	Utilities	D	3.04	0.2234
Joint Stock Commercial Bank	Financials	D	3.51	0.2420

## Exclusion criteria

Criterion	Exclusion criteria applied		Compliant
Alcohol	yes	0%	✘
Adult entertainment	yes	0%	✔
Gambling	yes	<10%	✔
Nuclear energy	yes	0%	✔
Coal mining	yes	<10%	✔
Tobacco	yes	<10%	✔
Weapons	yes	0%	✔
Genetic engineering	no	n/a	n/a
Military contracts	no	n/a	n/a
Furs	no	n/a	n/a
Pesticides	no	n/a	n/a

## Procedural information

<b>Valuation interval</b>	daily
<b>Valuation day</b>	Daily, Monday to Friday
<b>Acceptance deadline for subscriptions</b>	Day prior to valuation day by no later than 4.00pm (CET)
<b>Acceptance deadline for redemptions</b>	Day prior to valuation day by no later than 4.00pm (CET)
<b>Minimum investment</b>	none
<b>Value date</b>	T + 3

## Publication / Internet

[www.ifm.li](http://www.ifm.li)

[www.lafv.li](http://www.lafv.li)

[www.fundinfo.com](http://www.fundinfo.com)

## Transparency and information document

ESG information can help investors integrate non-financial sustainability considerations into their investment process. The ESG metrics in this document are for transparency and information purposes only and do not constitute promotional material. However, the presence of ESG ratings should not be taken as an indication of how and whether ESG factors will be integrated into the Sub-Fund.

The Sub-Fund can apply ESG criteria from one or more external ESG data providers, which may be incomplete, inaccurate, different or unavailable. Therefore, there is a risk that the Management Company may incorrectly assess a security or issuer, resulting in a security being wrongly included in or excluded from the Sub-Fund's portfolio. The use of ESG criteria may affect the performance of the Sub-Fund and therefore the Sub-Fund may perform differently compared to similar funds where such criteria are not applied. Where ESG exclusion criteria are set out in the investment policy of an ESG Fund, this may result in that Sub-Fund refraining from purchasing certain securities even though it would be advantageous to do so or selling securities on the basis of their ESG characteristics even though it may be disadvantageous to do so. In order to evaluate a security or an issuer on the basis of ESG criteria, the Management Company relies on information and data from third party ESG providers, which may be incomplete, incorrect or unavailable. Therefore, there is a risk that the Management Company may incorrectly value a security or issuer. There is also a risk that the Management Company may not correctly apply the relevant ESG criteria or that the Sub-Fund may have indirect exposure to issuers that do not meet the ESG criteria used by the Sub-Fund. Neither the Sub-Fund nor the Management Company nor the Asset Managers make any representation or warranty, express or implied, as to the adequacy, correctness, accuracy, fairness or completeness of any such ESG assessment.

The ESG research information developed by WaVeritas AG has been prepared based on various sources and a proprietary methodology exclusively and specifically for IFM Independent Fund Management AG. The ESG Research Information has been prepared to the best of WaVeritas knowledge and belief. However, WaVeritas does not warrant the completeness, accuracy, adequacy or timeliness of the research information in connection with this marketing material, as fundamental facts often change. None of the ESG Research Information provided by WaVeritas constitutes an investment recommendation in any form. The user of this information assumes the entire risk of any use of the information. The ESG Research information may not be used by the reader to create derivative work. Liability for loss or damage of any kind, including direct, indirect or consequential damages, arising out of the use of WaVeritas prepared ESG Research Information in this document is expressly disclaimed by WaVeritas, IFM and its employees.